



IUPUI

2019 Alumni Graduate Student Survey

Institutional Research and Decision Support
Institutional Effectiveness and Survey Research Office
August 2020



OVERVIEW

Caleb J. Keith

Director
Institutional
Effectiveness and
Survey Research
317-278-2724
cakeith@iupui.edu

Robbie Janik

Assistant Director
Institutional
Effectiveness and
Survey Research
317-278-0640
rjanikii@iupui.edu

Purpose: To measure indicators related to current alumni employment, satisfaction with experiences at IUPUI, effectiveness of IUPUI on learning, further education, and connection to IUPUI.

Methods: Survey administered to graduate student alumni who graduated within the 2014 and 2016 cohorts, using contact information from the Student Information System and Office of Alumni Relations.



**Institutional Research
and Decision Support**

**Institutional
Effectiveness and
Survey Research
Office**

301 University Boulevard
INAD 4053

Respondent Characteristics

	All Respondents	Sample
<i>Female</i>	60.1%	57.1%
<i>Male</i>	39.9%	42.9%
<i>White</i>	68.8%	65.8%
<i>Black/African-American</i>	6.7%	6.4%
<i>Hispanic/Latino</i>	2.7%	2.8%
<i>Asian</i>	4.2%	5.5%
<i>Two or More Races</i>	1.0%	2.0%
<i>Other</i>	0.0%	0.2%
<i>International</i>	15.4%	15.1%
<i>Refused/Unknown</i>	1.2%	2.2%
<i>Medicine</i>	14.5%	16.3%
<i>Law</i>	13.0%	12.8%
<i>Informatics</i>	9.4%	6.0%
<i>SPEA</i>	9.0%	6.5%
<i>Social Work</i>	8.1%	8.9%
<i>Liberal Arts</i>	6.9%	4.7%
<i>Science</i>	5.7%	6.7%
<i>Business</i>	5.7%	8.1%
<i>Dentistry</i>	5.1%	5.9%
<i>Nursing</i>	4.5%	5.8%
<i>ENGT</i>	4.2%	5.4%
<i>Public Health</i>	3.7%	3.4%
<i>SHHS</i>	3.7%	3.8%
<i>Education</i>	3.1%	3.5%
<i>Philanthropy</i>	2.4%	1.2%
<i>Herron</i>	1.2%	1.0%
N	670	3936
Response Rate	17%	

- Under 20% of graduate student alumni contacted completed the survey.
- The gender of respondents is comparable to the gender split of the sample contacted.
- Almost all schools are similarly represented in the percentage of survey responses compared to the sample. There is a slight overrepresentation of Informatics alumni but the difference is only 3.4%.
- 13% of respondents also attended IUPUI for their undergraduate degree.

Current Employment and Student Debt

- 89% of graduate student alumni respondents reported full-time employment. 85% of those currently employed full- or part-time say their job offers opportunities they were seeking and options for future growth.
- The most prominent places of employment include educational institutions (29%), healthcare organizations (25%), and large corporations (15%).
- 90% of graduate alumni respondents reported their current job is at least somewhat related to their major at IUPUI; 68% reported their current job is directly related to their major.
- 46% of respondents reported having no student loan debt related to their graduate degree, while 31% of graduate student alumni respondents have accrued at least \$50,000 of debt related to their graduate degree.

IUPUI Experience

- 92% of respondents are satisfied or very satisfied with their overall academic experiences at IUPUI.
- Respondents indicated low levels of satisfaction related to the quality of advising or mentorship, as well as the opportunity to participate in faculty members' research. 33% of all respondents reported being dissatisfied or very dissatisfied with advising/mentorship. 34% of all respondents reported being dissatisfied or very dissatisfied with opportunities to participate in faculty research.
- 33% of graduate alumni respondents reported being dissatisfied or very dissatisfied with opportunities for career development (externship, job shadowing, career workshops, internships, etc.).
- 82% of respondents reported they would either probably or definitely choose IUPUI if they could repeat their graduate student career. 83% also responded being likely or very likely to refer friends, family or colleagues to IUPUI for graduate and professional studies.

Knowledge and Skills Gained at IUPUI

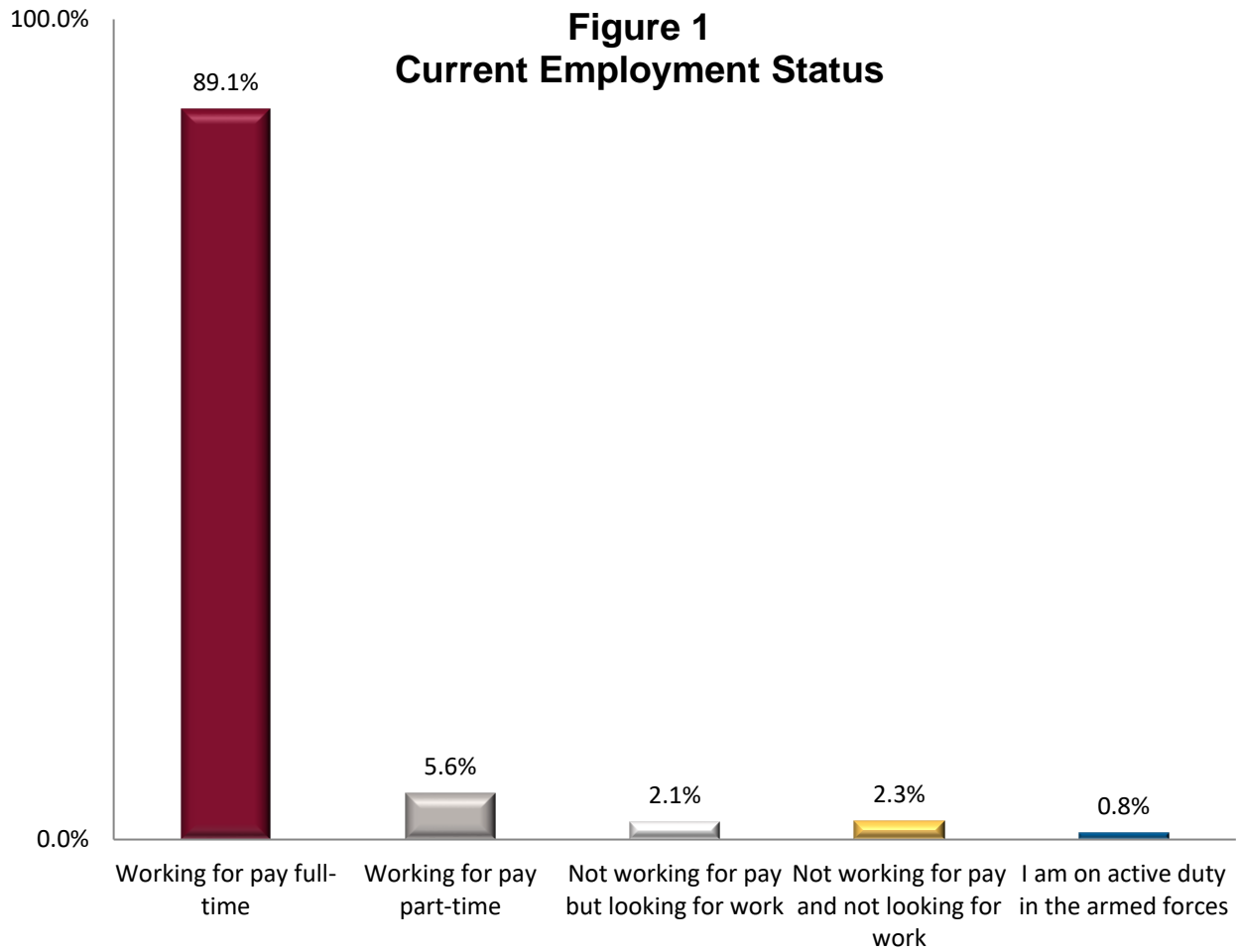
- 94% of graduate alumni respondents rated themselves as effective or very effective in behaving in an ethical way and 91% said the same in regards to conducting research in an ethical manner.
- 89% of respondents reported being effective or very effective at applying good judgement in both professional and personal situations.
- 12% of respondents rated themselves as "not at all effective" in the ability to market themselves effectively.

Further Education

- 66% of graduate alumni respondents consider themselves to be finished with their academic careers.
- 50% of respondents currently pursuing another degree are doing so at an IU institution.

Connection to School/Program & IUPUI

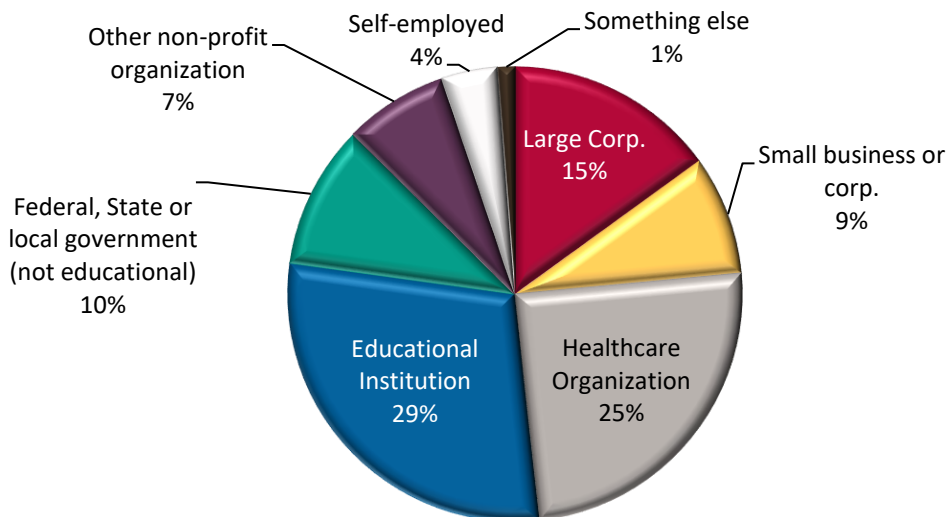
- 55% of alumni respondents that obtain information regarding their specific School/department do so by email.
- Most respondents reported feeling either some (44%) or very little (30%) connection to IUPUI.



N=478

- Approximately 95% of all graduate student alumni reported working either full-time or part-time; the vast majority (89%) reported full-time employment.
- Less than two-thirds (59%) of those who reported currently working are employed in Indiana.

**Figure 2
Type of Employer**



N=401

- Slightly more than half (54%) of all graduate student alumni respondents reported working for either an educational institution or a healthcare organization.
- 68% reported that their current job is “directly related” to their major at IUPUI and the large majority (90%) said it is at least “somewhat related”.
- 85% graduate student alumni agreed or strongly agreed with the statement, “My current job position offers me the opportunities I was seeking and options for future growth.”
- 48% of respondents reported that their IUPUI education prepared them “very well” for their current job and 87% reported at least “somewhat” being prepared.
- 50% indicated their IUPUI education enhanced their prospects for career advancement “very well” and 90% said the same at least “somewhat”

**Figure 3
Personal Annual Gross Salary**

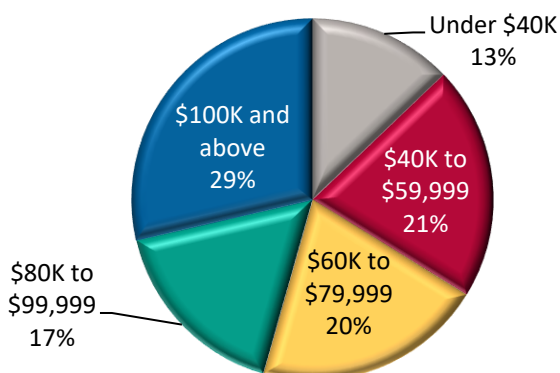
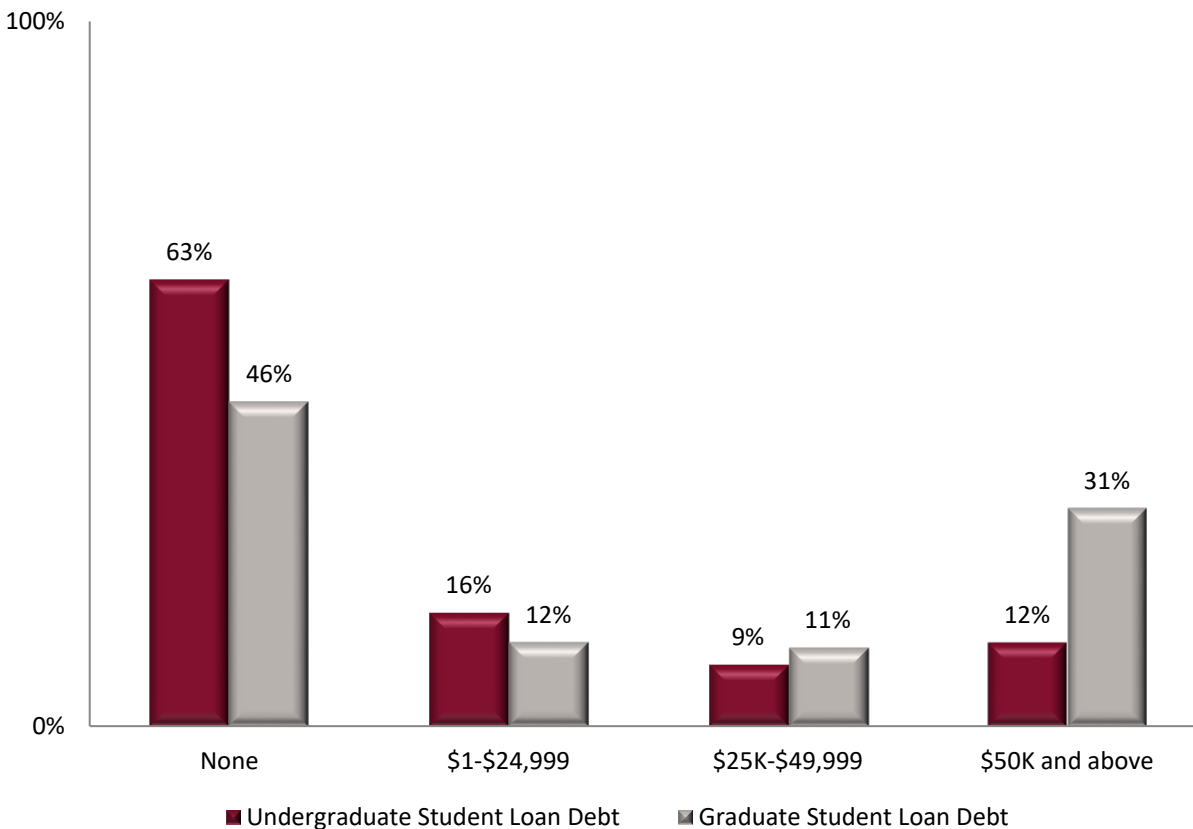


Figure 3
Student Loan Debt (from all sources)



N=467

- 63% of all respondents reported having no debt related to their undergraduate degree, while the same is true for just under half (46%) of alumni regarding their graduate degree.
- The percentage of graduate student respondents who reported student loan debt up to \$24,999 and between \$25,000 and \$49,999 are very similar.
- 31% of respondents reported student loan debt \$50,000 or more for their graduate degree, while only 12% reported student loan debt greater than \$50,000 for their undergraduate degree.
- 36% of all respondents stated that they are “not at all confident” that they will be able to pay off their student loans in a reasonable time.
- 52% graduate student alumni reported being at least somewhat confident they will be able to pay off their student loans in a reasonable time.

Section 3: IUPUI Experience

Table 1
Satisfaction with Academics, Instruction, and the Learning Environment ^a

Please indicate how satisfied you are with each of the following aspects of your IUPUI experience.	Very Dissatisfied	Dissatisfied	Satisfied	Very Satisfied	Mean	N
	<i>Percentages</i>					
Overall quality of your academic experiences at IUPUI	3%	6%	48%	44%	3.32	613
Quality of teaching by faculty in your major area	3%	10%	43%	44%	3.29	612
Program communication on degree requirements and policies	4%	8%	47%	41%	3.26	611
General helpfulness of faculty	4%	7%	49%	41%	3.26	544
Quality of courses in your major area	3%	11%	46%	40%	3.24	605
Communication with faculty and staff in your program	4%	10%	45%	41%	3.23	613
Opportunities for collaborative/team projects	3%	8%	56%	33%	3.20	513
Collegiality/interactions with other students	2%	10%	54%	34%	3.20	600
Use of technology in the classroom	2%	9%	60%	29%	3.15	516
The extent to which faculty and staff helped you become oriented to your program	5%	13%	50%	33%	3.11	536
Personal attention from those in your major department	6%	14%	44%	36%	3.10	601
Faculty guidance on thesis, dissertation, or creative project	6%	14%	46%	34%	3.07	505
Overall satisfaction with campus climate/culture	3%	13%	58%	26%	3.07	565
Access to studios, shops, and labs	6%	11%	54%	29%	3.04	365
Your social experiences at IUPUI	3%	15%	60%	22%	3.01	548
Tutoring and other academic support services	6%	15%	52%	27%	3.00	385
Opportunities to participate in self-directed research	5%	19%	50%	26%	2.97	478
Quality of advising or mentorship	10%	22%	38%	30%	2.88	593
The extent to which faculty and staff helped orient you to Indianapolis	10%	16%	49%	25%	2.88	337
Opportunities to participate in faculty members' research	9%	25%	40%	26%	2.82	455

^a 1 = Very Dissatisfied, 2 = Dissatisfied, 3 = Satisfied, 4 = Very Satisfied

Section 3: IUPUI Experience

- 91% of graduate student alumni respondents reported being satisfied or very satisfied with the overall quality of their academic experiences.
- The lowest satisfaction is in regards to quality of advising or mentorship as well as the opportunity to participate in faculty members' research. Approximately one-third of all respondents reported being dissatisfied or very dissatisfied with these aspects of their academic experience (32% and 34%, respectively).

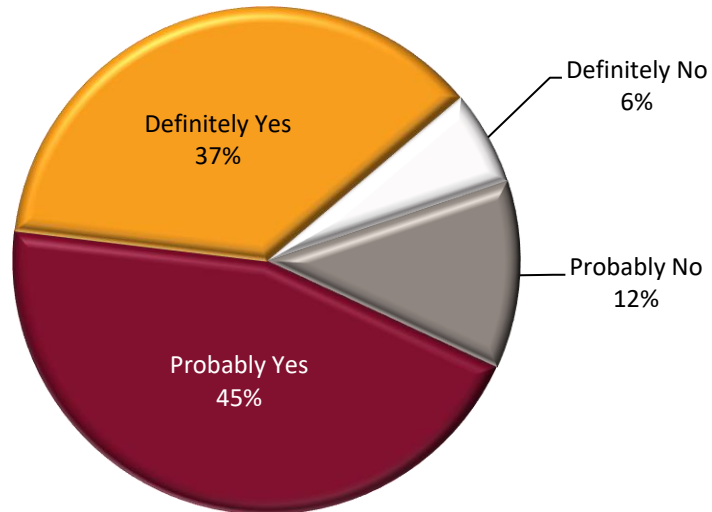
Table 2
Satisfaction with Co-Curricular Experiences and Other Services ^a

Please indicate how satisfied you are with each of the following aspects of your IUPUI experience.	Very Dissatisfied	Dissatisfied	Satisfied	Very Satisfied	Mean	N
	<i>Percentages</i>					
Opportunities to develop appreciation for diversity (outside speakers, programs, films, book discussions, etc.)	6%	14%	51%	29%	3.04	483
Opportunities for community engagement (projects, research, exhibitions, etc.)	5%	17%	47%	31%	3.03	545
Opportunities to develop leadership skills (in class)	4%	20%	49%	27%	2.99	511
Opportunities to develop leadership skills (outside the classroom)	5%	23%	45%	26%	2.93	473
Opportunities for career development (externship, job shadowing, career workshops, internships, etc.)	10%	23%	38%	29%	2.86	480
Opportunities to participate in international activities on campus (participating in courses or programs with international students, using the global classroom, etc.)	9%	20%	49%	23%	2.86	362
Career development activities	10%	25%	43%	22%	2.77	490

^a 1 = Very Dissatisfied, 2 = Dissatisfied, 3 = Satisfied, 4 = Very Satisfied

- Overall, respondents are satisfied with the co-curricular experience at IUPUI.
- Graduate student alumni reported more dissatisfaction with current opportunities for career development as well as opportunities to participate in international activities on campus.
- 29% of respondents report being dissatisfied or very dissatisfied with opportunities to participate in international activities and a third of respondents were dissatisfied/very dissatisfied with opportunities for career development (33%) as well as career development activities (35%).

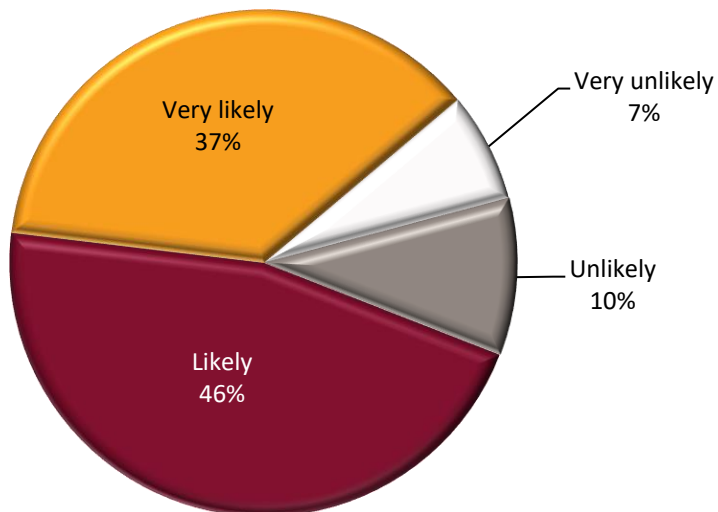
Figure 4
If You Could Start Over Again, Would You Go To IUPUI?



N=670

- 82% of alumni respondents would either probably or definitely attend IUPUI if they had an opportunity to start over again.

Figure 5
How likely are you to refer friends, family or colleagues to IUPUI for graduate and professional studies?



N=471

- 83% of alumni respondents stated they would be likely or very likely to recommend IUPUI for graduate/professional studies.

Table 3
Satisfaction with Assistantships & Internships/Externships ^a

Percentage who are very satisfied/ satisfied with...	Teaching Assistantship	Research Assistantship	Graduate Assistantship	Internship/ Externship
The extent to which it complemented your coursework	98%	96%	83%	90%
The extent to which it corresponded to your career goals	94%	91%	77%	89%
The extent to which it prepared you for the job market	85%	81%	77%	82%
The extent to which you were mentored/ supervised	90%	88%	76%	81%
N	50	60	58	205

^a 1 = Very Dissatisfied, 2 = Dissatisfied, 3 = Satisfied, 4 = Very Satisfied

- 38% of all respondents completed an internship or externship while at IUPUI, while slightly more than one-quarter (27%) of graduate student alumni had an assistantship while in school.
- Among respondents who did not have an assistantship, most did not desire one, but there were some who wanted an assistantship but their department did not offer them (18%) or they did not receive one from their department (6%).
- The majority of respondents reported satisfaction with how assistantships (88%) and internships/externships (76%) are assigned.
- 41% of respondents reported their assistantship lead to a publication or presentation at a meeting; the same is true for 33% of respondents that completed an internship/externship.
- A quarter of alumni respondents stated that their internship/externship turned into full-time employment and another 13% said they were offered a position but turned it down.

Section 4: Impact of IUPUI on Your Learning

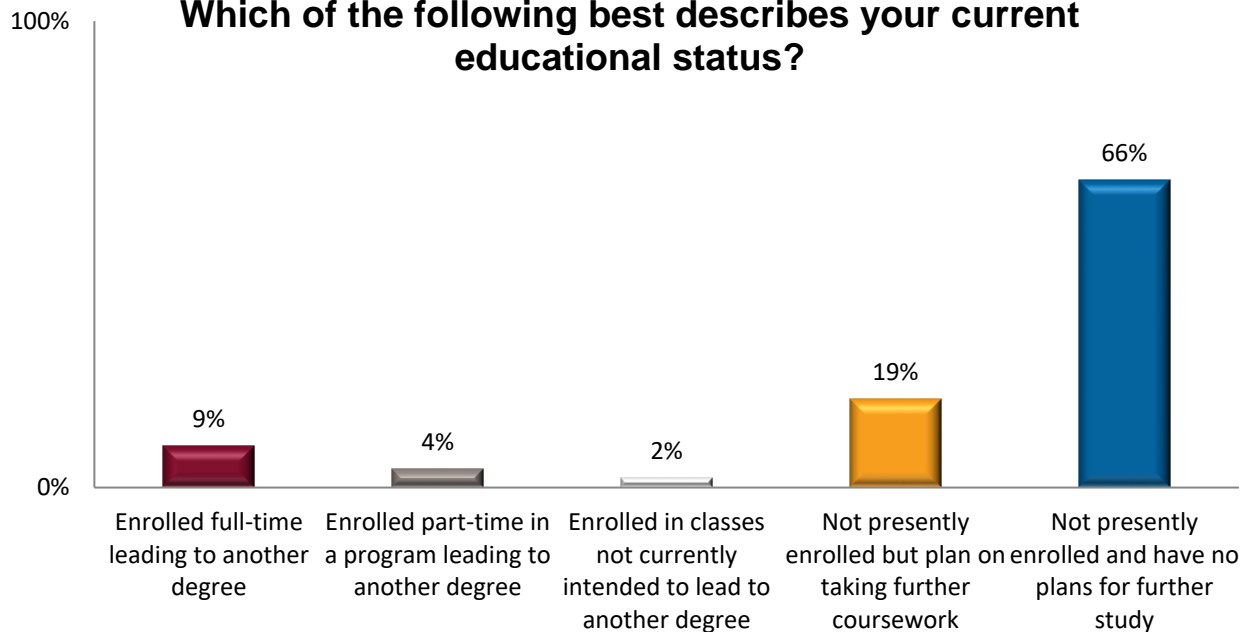
Table 4
Knowledge and Skills ^a

Please indicate your level of effectiveness in each of the following skills/abilities.	Not at all Effective	Somewhat Effective	Effective	Very Effective	Mean	N
<i>Percentages</i>						
Behaving in an ethical way	2%	4%	35%	59%	3.51	492
Conducting research in an ethical manner	3%	10%	39%	48%	3.33	486
Thinking critically	2%	7%	43%	48%	3.38	508
Applying good judgement in both professional and personal situations	2%	9%	44%	45%	3.32	492
Solving problems in your discipline	2%	11%	42%	45%	3.29	492
Working collaboratively or in teams	2%	12%	46%	40%	3.23	489
Acquiring in-depth knowledge in your discipline	2%	14%	45%	39%	3.21	508
Communicating effectively with others in your discipline	2%	13%	47%	38%	3.21	509
Thinking creatively	3%	14%	47%	37%	3.18	506
Communicating effectively with the general public	3%	15%	49%	33%	3.13	508
Understanding contemporary social issues	3%	17%	43%	37%	3.13	487
Leadership skills	4%	19%	44%	33%	3.06	487
Using the knowledge gained in college to address social issues or problems	5%	19%	43%	33%	3.04	489
Exercising your responsibilities as a citizen (e.g. voting, actively participating in community and political issues)	8%	16%	42%	34%	3.03	487
Understanding global issues, multicultural and worldviews	5%	20%	44%	31%	3.00	489
Understanding research/scholarship in your discipline	4%	22%	46%	28%	2.98	507
Conducting original research and scholarship	11%	28%	39%	22%	2.72	505
Marketing yourself effectively	12%	30%	38%	20%	2.65	487

^a 1 = Not at all Effective, 2 = Somewhat Effective, 3 = Effective, 4 = Very Effective

- Respondents rated themselves highest on the skills/abilities of behaving in an ethical way (94%) and thinking critically (91%), where the vast majority believe they are either effective or very effective.
- Graduate student alumni rated themselves lowest regarding marketing themselves effectively and conducting original research. However, the majority rate themselves as at least somewhat effective on these two skills/abilities.
- In regards to current involvement in their community, 84% of alumni reported they are at least somewhat active within the community. However, just under one-quarter of respondents state that educational activities through IUPUI contributed quite a bit (15%) or very much (7%) to their current involvement.

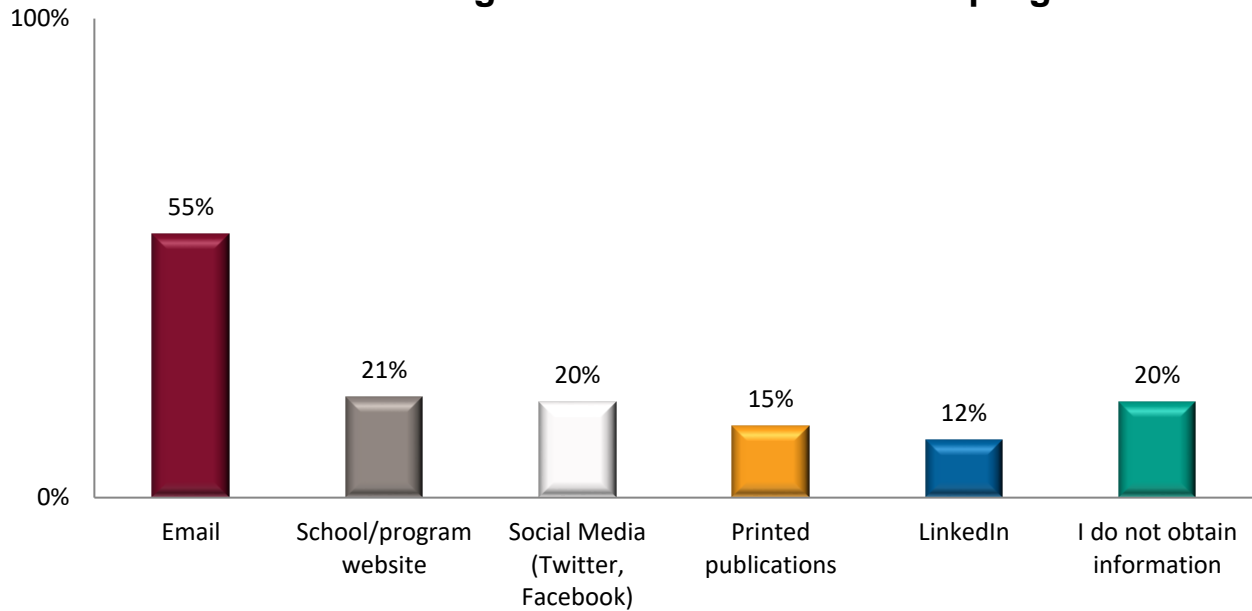
Figure 6
Which of the following best describes your current educational status?



N=484

- 66% of respondents reported not being currently enrolled in an institution and consider themselves as done with their studies.
- Only 13% of respondents are currently enrolled in classes leading to another degree. Of those that are enrolled, 50% are enrolled in an IU program.
- More than half (60%) believe their IUPUI education prepared them very well to pursue their new degree, while the large majority (88%) report that it prepared them at least somewhat.
- Of those alumni who are enrolled in an institution leading to another degree, 80% were accepted to their 1st choice school and 95% were admitted to at least their 2nd choice.

Figure 7
Method of obtaining information about School/program



N=469

- The majority (80%) of graduate student alumni respondents obtain information about their school or program.
- The most common method of obtaining information is email (55%), followed by school/program website (21%) and social media (20%).
- 13% of respondents reported feeling a very strong connection toward IUPUI.
- The majority of alumni reported feeling either some (44%) or very little (30%) of a connection to their specific School.

From the perspective you have gained since graduation, what has been the greatest value of earning your graduate degree at your School? (249 comments)

	Frequency
Job Preparation	70
Networking Opportunities	44
Job Opportunities or Advancement	33
Having a Marketable Degree	26
Had no Value	22
The Ability to Research	16
Internships and Externships	13
Personal Growth and Confidence	13

Job Preparation (70)

- Gaining practical, applied skills and knowledge about my field.
- I appreciate training in a very different setting than my work setting to increase the variety of experience I've had.
- It was very applicable to my former career with a non-profit in regards to managing volunteers, making effective policies, and even financial responsibility. I still use these skills but only on a volunteer basis and I find them very useful.
- Gaining a more in-depth knowledge of my profession, as opposed to my on-the-job learning
- My certificate gave me a great overview of expectations of the role of a practitioner in the nonprofit sector. It enhanced my understanding of how to best support the fundraiser's in my current role as a data manager.
- Technical background, theory, greater understanding of business disciplines, local business community, tremendous faculty and classmate relationships
- The greatest value that occurred for me as a result of earning my degree has been to expand my spirit of inquiry and knowledge for enhancing the nursing profession.
- The professors were all very competent in conveying real-world knowledge needed for the field.
- Working across disciplines on real life projects

Networking Opportunities (44)

- The degree exposed me to peers and resources that have continued to enhance my knowledge of my work.
- Building a professional network in Indiana.
- Getting connected to the community that I would eventually work in. Public Health is extremely community-oriented, so having the opportunity build my network while obtaining my degree really helped me in my career overall.
- I appreciated the opportunity to view professional content through an academic lens. I also found value in connecting with classmates who were mostly also in the nonprofit sector.
- I have made many wonderful contacts, and there are always opportunities to be a part of projects, adjunct classes, or take on independent work.
- Networking with other classmates, especially those of various experience and backgrounds that a more traditional campus may not have.
- The network of students in graduate school are the connections I know have in the hallways of the General Assembly, in city-county government and the non-profit world in Indianapolis. IUPUI is a spring-board for those working in their field to advance to the next level of professional growth!
- Working collaboratively with others on projects in health care. Being involved in health care politics - locally and statewide.

Job Opportunities/Advancement (33)

- Greatest value is being in a higher category for pay rates.
- Having an advanced degree has certainly been able to get me to where I am today in my career. It has given me that slight edge needed in career advancement.
- I am certain having my graduate degree gave me a leg up on the other applicants that were applying to my doctorate program. Since this was only one of two programs in the state and both are highly selective, being able to stand out academically was essential.
- I wouldn't have the job I hold without the degree. But I've learned a lot more on the job than I did in Grad school. Maybe that's normal for Teaching/Library.
- It was a stepping stone to my first full time job, which in turn was a stepping stone to getting admitted to a highly ranked PhD program.
- My graduate internships at the Indianapolis Museum of Art and Indiana Historical Society gave me the necessary hands-on experience to get a job following graduation.
- The ability to move up in my current field.
- The Public Management Certificate gave me a better appreciation for the tough decisions leaders must make and helped me get a lateral job promotion.

Having a Marketable Degree (26)

- I also believe that having the graduate school experience on my resume enhances it for first time meetings and interactions with possible clients.
- Earned an MBA. The greatest value is in a 'credential' sense. i.e. various management jobs are now potentially available which may not have been before.
- Gaining a quality degree from a well known school for a reasonable cost and close to home.
- good medical understanding, but also good name recognition
- IU isn't one of those fly by night, get your degree online in 2 years and never sit in a class room or see a faculty member. It makes me feel it is a real University, well known and reputable. Its not Ivy League but as close as I can get.
- Marketability in my field of working in philanthropy
- Recognition of obtaining DNP at IU School of Nursing
- The school has a great reputation, which makes me marketable.
- Three letters after my name: MBA.

Had no Value (22)

- After being unemployed for 2 years it's difficult to find value in my graduate degree.
- I do not use my graduate degree, thus I do not feel like it was a good value. Mostly a huge debt with a very large financial burden I have that will never be paid off.
- It is a graduate degree. IUPUI did not offer anything unique. It would have been better to have a cohort that you went through the program with together. That was not the way the program was structured. Seems like a missed opportunity.
- IUPUI has hardly any recognition among employers and employers are unimpressed by an IUPUI degree and this becomes truer when you are an international student who will eventually require work visa sponsorship. You cannot use IUPUI education to impress your employers enough that they will consider you to be valuable enough and worthy of a work visa sponsorship.
- None. People don't care about a MFA degree. It's more of a liability as I look overeducated for what I apply to but under-experienced for anything else.
- Not much compared to other medical schools. IU medical school (at least when I was there) was very disinterested in truly helping students get to where they need to go. The Dean at that time was only interested in the states agenda of funneling students to primary care and was not interested in helping students get to a residency of their choosing, particularly if it was specialty.
- Nothing and I wish I could get a refund. This "value" was a complete waste of my time and money and I am going to be paying for it for years to come which is preventing me from owning my own home and starting a family.
- There is no great thing to be associated with IUPUI.

Ability to Research (16)

- General sense and ability in conducting high quality research.
- Amazingly enhancing my analytical skills
- The sharpening of my research and writing skills has been helpful in my post-grad school employment.
- The greatest value I got was an enhanced ability to research and write on complex financial topics.
- Applying research skills that I learned in the PhD program have led me to deeper insight and opportunities to contribute to evidence-based practice derived from rigorous research findings.
- The knowledge of conducting research, statistics and application
- The opportunity for independent research and support for attending/participating in research conferences
- Working with international staff and faculty, learning about qual/quant analysis, time/work management

Internships/Externships (13)

- Experience during my internship and the practical skills gained during classes
- Helping prepare me for a doctoral degree and gain internship experience in the mental health profession.
- The experience I gained through my internship/externship at the Marion County Prosecutor's Office.
- The internships and practicum experiences helped prepare me to apply what I learned in grad school to my current job.
- The real world experience offered through internships and the financial support that came with along with a strong foundation of public history knowledge and how to apply it.
- The research assistantship was the single greatest thing. I am so lucky to have obtained that position.

Personal Growth and Confidence (13)

- Helps me feel more confident when listing my attributes/achievements on a resume or bio.
- Honestly, proving I can do anything if I put my mind to it. It took me a while to graduate, but I still reached my end goal and that's all that matters.
- I feel better about myself as a person, and I am able to work at a job I love, even if it is only part-time.
- It opened doors for my career path and taught me that continuing education, self-direction, and profound sense of personal responsibility are what will advance ones professional and personal growth.
- It pushed me outside of my comfort zone and taught me how to fend for myself in a new city at a new school. It also taught me how to prioritize to meet many, many conflicting deadlines.
- The confidence to learn most skills and work with most people
- The greatest value is an active awareness of what I do not know.



IUPUI

INSTITUTIONAL RESEARCH AND DECISION SUPPORT

Caleb J. Keith

Director

Institutional Effectiveness and Survey Research

317-278-2724

cakeith@iupui.edu

Robbie Janik

Assistant Director

Institutional Effectiveness and Survey Research

317-278-0640

rjanikii@iupui.edu

**301 University Boulevard, INAD 4053
Indianapolis, IN 46202**